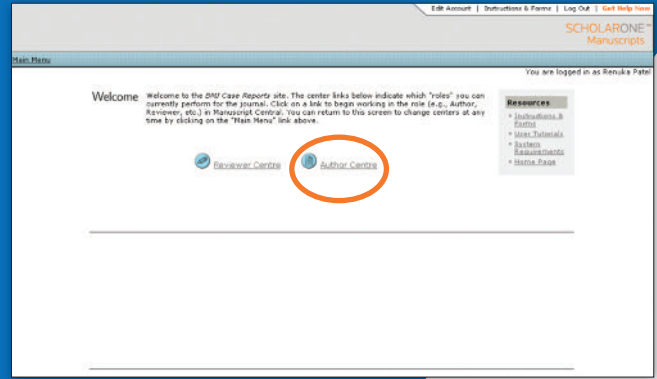
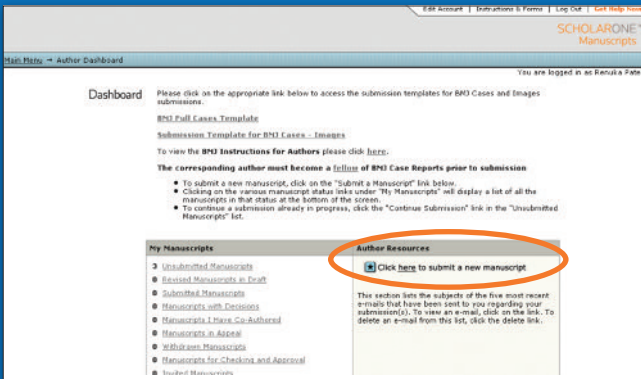


3

You will now need to either click on 'login' or go back to the casereports.bmj.com and click on 'Submit an article' and login.

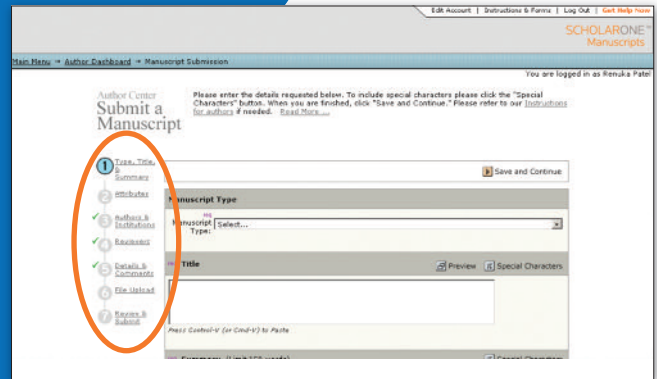


Once logged in click on 'Author Centre'.




4

To submit your article click on 'Click here to submit a new manuscript'.

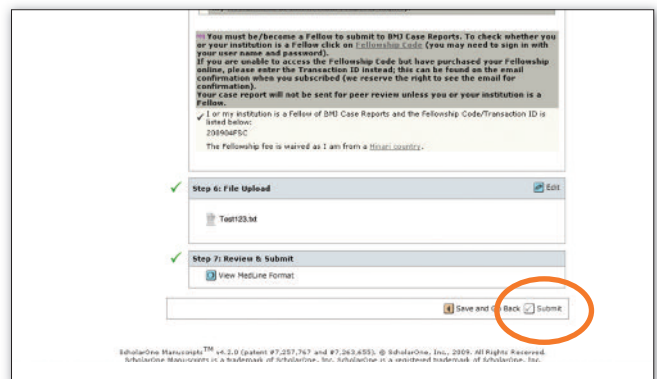


Complete all the 7 steps circled.



5

When you get to the 'Details & Comments' section you will be asked to enter a fellowship code to prove that you, or your institution, has access to BMJ Case Reports. You can get your institution's fellowship code from the person who purchased the fellowship (probably your head of department or librarian).



6

To submit your paper ensure all the 7 steps are completed correctly and then click on the 'Submit' button at the end of the page.

If you have any problems submitting your paper or finding your 'fellowship code' please contact support@bmj.com or call +44 (0) 20 7111 1105



Follow the journal on Facebook, Twitter (@BMJCaseReports) or sign up for email alerts to keep up to date with all the latest developments.